

An aerial photograph of a city, likely Hong Kong, showing a dense urban landscape with numerous skyscrapers and a harbor. A large, stylized letter 'V' is overlaid on the right side of the image. The top-left stroke of the 'V' is a solid bright green, while the bottom-right stroke is a transparent shape that reveals the city and greenery beneath it. A thin green vertical line is positioned on the left side of the image, ending in a small green dot.

Analysis of first assessment results

Program Highlights

as of 02/02/24

Program at a Glance



~50

Suppliers invited in 2023/2024



35

Scorecards In Platform



2

Suppliers actively completing the assessment (questionnaire)



3

Suppliers in expert analysis phase (soon to become scorecards!)



0

Suppliers in registration phase



4

Declined Suppliers

Performance & Coverage

About the 35 rated suppliers:



63.3/100

average rating performance (vs. 46 EV Global avg.)



89%

of the suppliers rated are above global average
>46/100



100%

of suppliers are located in Europe

Score distribution & Sector Benchmarking



35*
rated suppliers

ecovadis

Global Average (Utilities):

56.6/100



Supplier Average :

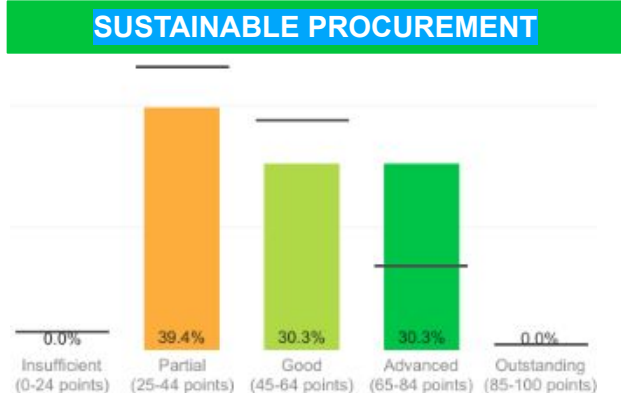
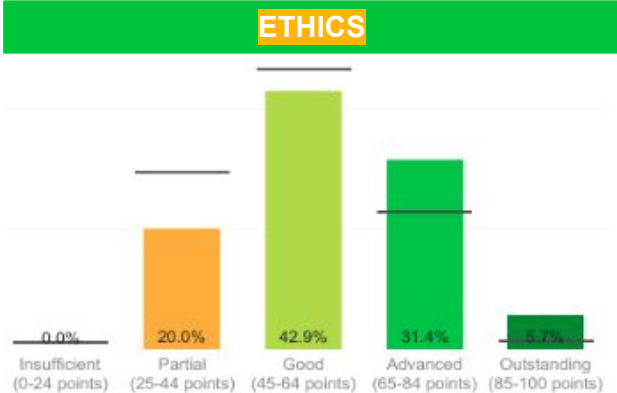
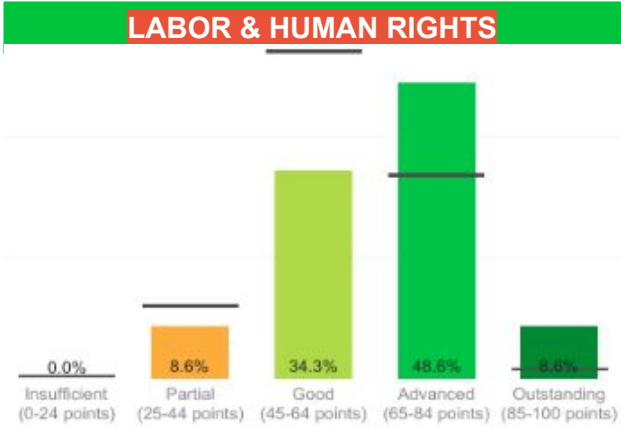
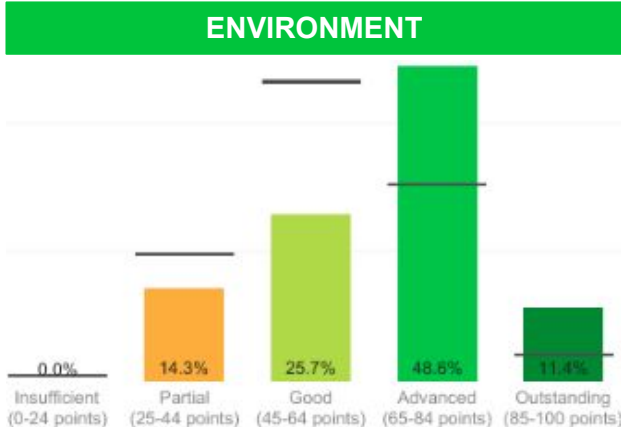
63.4/100

+6.8

<div>Overall</div> <div>63.4</div> <div>+6.8 compared with benchmark</div>	<div>Environment</div> <div>66.3</div> <div>+8.2 compared with benchmark</div>	<div>Labor & Human Rights</div> <div>66.6</div> <div>+7.0 compared with benchmark</div>	<div>Ethics</div> <div>58.3</div> <div>+5.0 compared with benchmark</div>	<div>Sustainable Procurement</div> <div>52.4</div> <div>+5.6 compared with benchmark</div>
--	--	---	---	--

*31/01/23

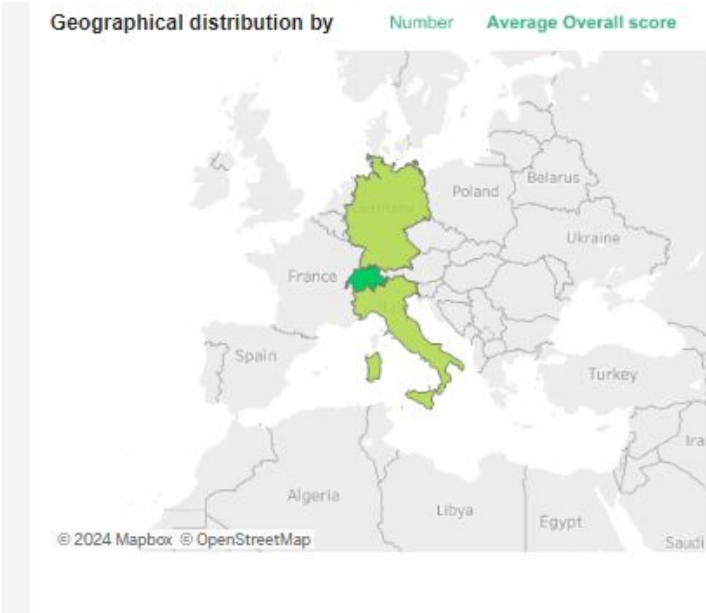
Utilities Industry Score distribution → by theme



GLOBAL	56.8	63.4
ENVIRONMENT	58.1	66.3
LABOR & HUMAN RIGHTS	59.6	66.6
ETHICS	53.3	58.3
SUSTAINABLE PROCUREMENT	46.8	52.4

35
Companies

Sustainable Procurement Risk



Defining a threshold

Program Threshold	Program Focus	Performance Thresholds		Consequences if not met
		OVERALL	THEME	
Eliminate High Risk	Suppliers in risk country or risk commodity; identification for on-site audit	>25	>20 all four themes	<ul style="list-style-type: none"> On-site audit
Develop Maturity	Large program of suppliers either in developing countries, emerging markets and/or SMEs	35+	30+ all four themes	<ul style="list-style-type: none"> Annual re-evaluation until met
Standard Threshold	Balanced supplier portfolio and/or initial scale commonly used (Aligned to the EcoVadis scale)	45+	30+ all four themes	<ul style="list-style-type: none"> Lower weighting in procurement performance review
Theme Focus	Emphasize importance of environmental performance, namely management of Energy/GHGs	40+	50+ ENV theme	<ul style="list-style-type: none"> Business termination plan if no improvement shown on re-evaluation
Performance Driven	Strategic suppliers; often with expectation that improvements be demonstrated annually	50+	30+ all four themes	<ul style="list-style-type: none"> Exclusion from "Preferred Program" Block Purchase Orders

Which Sustainability KPIs do you want to track?

Standard KPIs Activated on Your Platform

CSR KPI	SUPPLIERS
Policy on corruption	94%
Audit or assessment of suppliers on CSR issues	94%
Active whistleblowing procedure in place	81%
Reporting on energy consumption or GHGs	81%
Reporting on health & safety indicators	75%
Policy on sustainable procurement issues	63%
ISO 14001 certified (at least one operational site)	63%
Carbon disclosure project (CDP) respondent	63%
Global Compact Signatory	56%
OHSAS 18001/ISO 45001 certification or equivalent (at least one operat...	50%
No evidence of supplier CSR risk analysis and/or supplier CSR assessr...	25%

EcoVadis KPIs bundles available

Carbon Bundle made up of 6 KPIs:

- Use of Renewable Energy
- Actions on energy consumption & GHGs
- ISO 50001 certified
- Reporting on CO2 emissions
- Reporting on scope 3 emissions
- Part of the science based targets initiative

Diversity Bundle made up of 6 KPIs:

- Reporting on diversity in executive positions - including minorities, vulnerable workers, and women
- Reporting on labor and human rights issues
- Actions to promote diversity
- Actions to prevent discrimination and/or harassment
- Actions to remediate discrimination and/or harassment
- Collective agreement on diversity, discrimination, and/or harassment

Conflict Minerals Bundle made up of 4 KPIs:

- Tin, tantalum, tungsten or gold and their derivatives necessary to functionality or production of products
- Policy on CM issues
- No evidence of actions to mitigate conflict minerals issues
- Publication of a due diligence report on CM issues via Conflict Mineral Reporting Template (CMRT)



Next steps
with your Account Manager

Next steps

- ❑ Set-up regular catch-ups (best practice: 30min bi-weekly)
- ❑ Define post-assessment strategy (CAP & Decision Tree)
- ❑ Choose sustainability KPIs to activate
- ❑ Assign tags to suppliers for better reporting

